



BLOUNT COUNTY

SCHOOL SYSTEM SNAPSHOT: 2021 EDITION*

P.O. Box 578 | Oneonta, AL 35121 | (205) 775-1950

Superintendent

Rodney Green

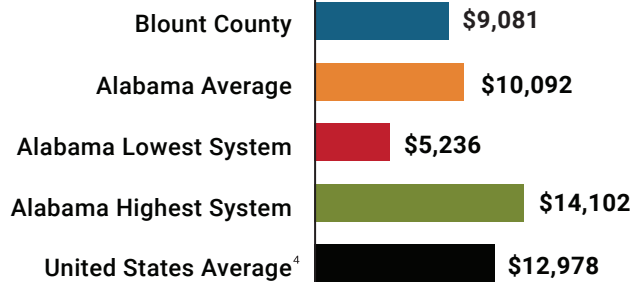
Board Members

Chris Latta, Jackie T. Sivley, William Ferry, Ken Benton, Dr. Philip C. Cleveland






 **\$5,192,267**
Cost of One Month's
Operation/General Fund

 **3.80**
Number of Months
Reserve Balance

Total Per-Pupil Expenditures (PPE)

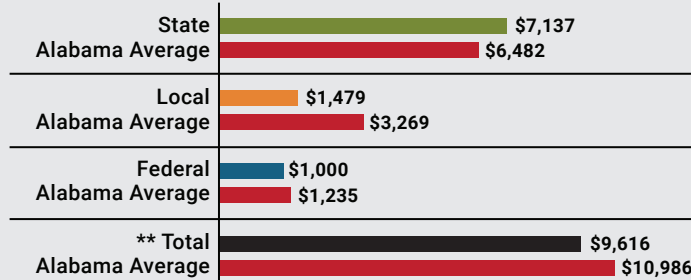


By the Numbers

	Schools ¹	15
	Students/ADM ²	7,566
	Free & Reduced Lunch.....	53%
	Community Eligibility Program.....	27%
	Number of Route Buses ³	99
	Buses 10 yrs. old or less.....	100%
	Students Bused.....	4,188
	Full-Time Employees.....	934
	Teachers.....	470
	Principals/ Assistant Principals.....	28
	Counselors.....	20
	Librarians.....	14
	Other Certified Employees.....	18
	Support Personnel.....	384

Per-Pupil Revenue Sources

Blount County Revenue Sources



42
STATE
RANK

130
LOCAL
RANK

104
FEDERAL
RANK

OVERALL SYSTEM RANK 131

** Total Revenue Among 137 School Systems

¹ Schools with enrollment, including Alternative and Career Technical Education

² Average Daily Membership

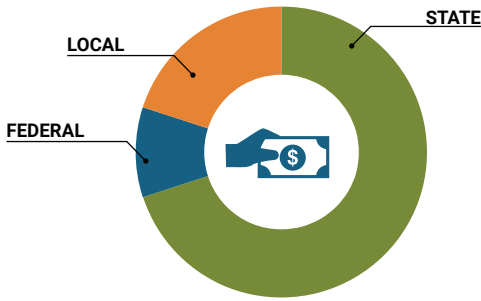
³ Data collected in FY19 and used for FY21 funding

⁴ 2019-2020 NEA Rankings of the States

* THIS REPORT INCLUDES FISCAL YEAR 2019 DATA

School System Revenue

How was your school system funded?¹



\$53,997,464	STATE	70%
\$7,563,902	FEDERAL	10%
\$15,502,905	LOCAL	20%
-\$3,337,170	Local 10-Mill Match	
\$12,165,735	AVAILABLE LOCAL REVENUE	

VALUE OF 1-MILL
For Your School System

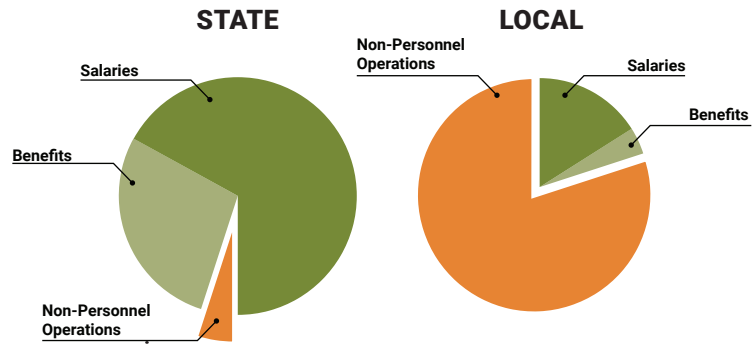
\$333,717

School System Spending

How did your school system spend state & local dollars?¹

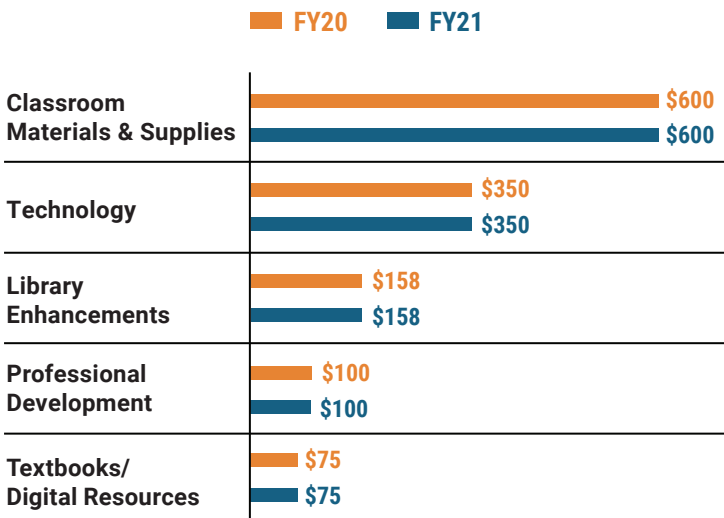
	STATE SPENDING ^{2,3}	LOCAL SPENDING ²
Salaries	\$34,537,086	\$1,540,869
Benefits	\$14,146,275	\$366,594
Non-Personnel Operations	\$2,523,533	\$7,538,097
TOTAL	\$51,206,893	\$9,445,560

¹ Revenues and expenditures may contain nominal variances
² Does not include debt service or capital outlay
³ Includes 10-mill match
⁴ Such as utilities, operations & maintenance, etc.

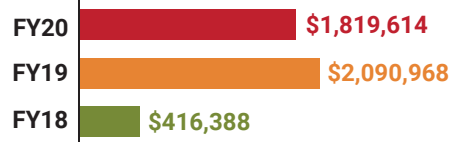


Only 5% of state funding is available for non-personnel expenditures⁴

Instructional Support



Educational Advancement & Technology Fund⁵



⁵ These one-time supplemental funds may be used for repairs and deferred maintenance, classroom instructional supplies, insurance for facilities, transportation, technology and school safety measures.

System Debt

TOTAL DEBT⁶	DEBT PER STUDENT
\$27,583,175	\$3,646

⁶ The debt totals in system audit reports may differ due to audit adjustments.